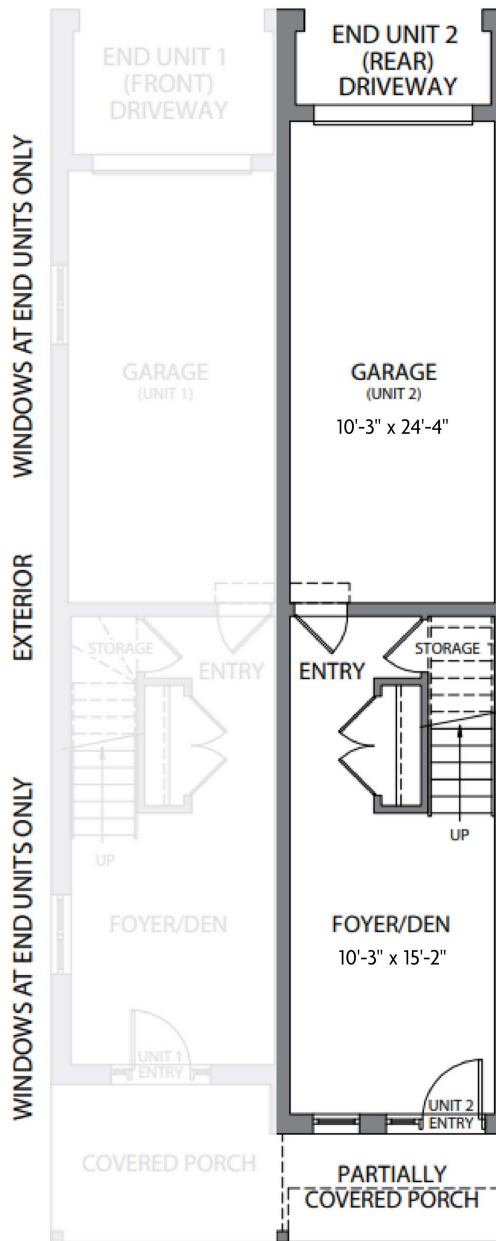




REAR LANE GARAGE  
TOWNHOME  
The Weston

EXTERIOR UNIT  
THE REAR SUITE – 1,445 SQ. FT. | 2 BED | 2.5 BATH



MAIN LEVEL

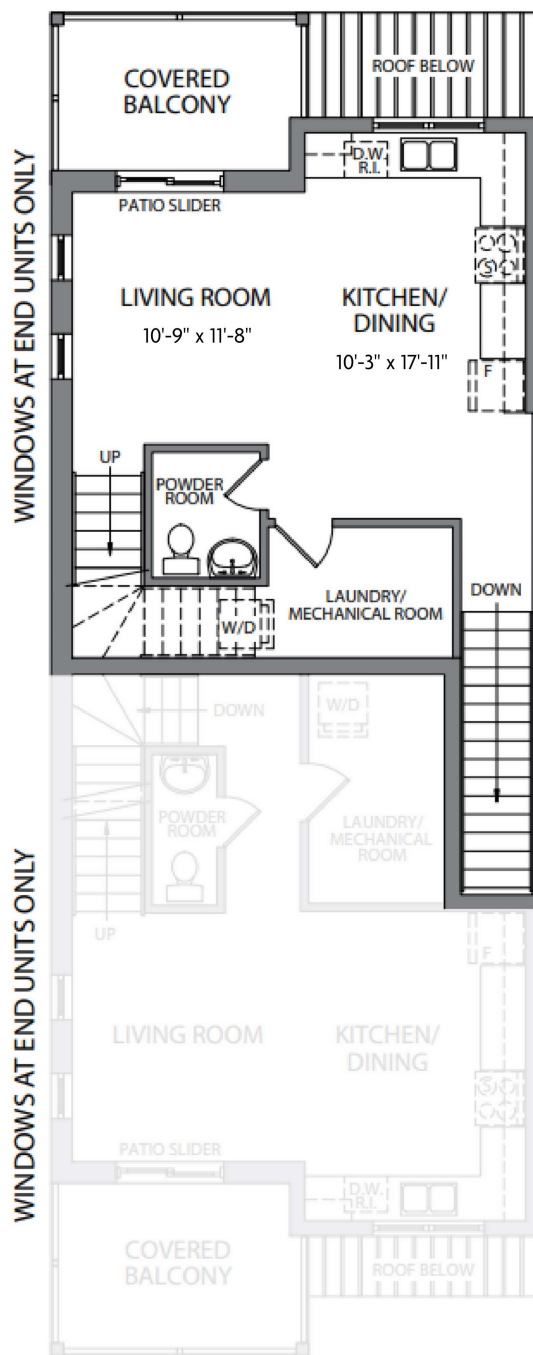
All drawings are Artist's Concepts only and may vary slightly from the final product. E&O.E. The home shown may be the reverse of the home purchased. Actual useable floor space may vary from stated area, and square footage has been calculated based on useable living space according to TARION rules and does not include garage or basement areas (unless otherwise stated). More detailed information is set out in the Agreement of Purchase and Sale. Drawings may show optional features which may not be included in the base Purchase Price. Bulkheads and box outs may be required as chases for plumbing and mechanical. Garage man door, if applicable, location may vary subject to grade. In an ongoing review of our homeowner's needs, changes may have been incorporated into our "New Home Features" and construction techniques. All plans and specifications are subject to reasonable modification, as necessary, at the discretion of the Vendor, without notice. © 10/2024



REAR LANE GARAGE  
TOWNHOME  
**The Weston**

EXTERIOR UNIT

THE REAR SUITE – 1,445 SQ. FT. | 2 BED | 2.5 BATH



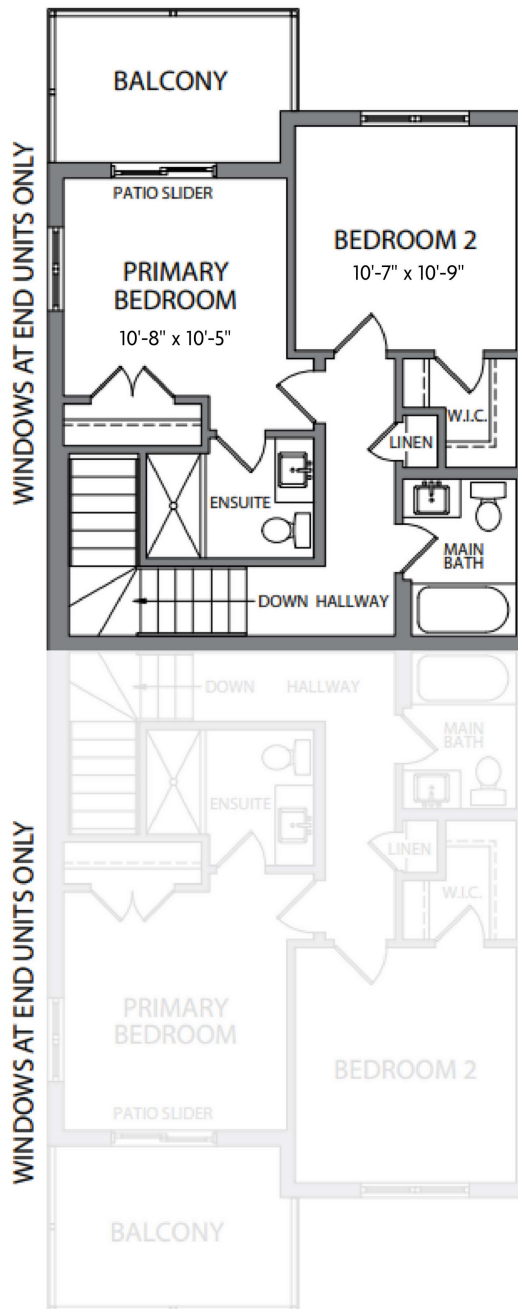
**SECOND LEVEL**

All drawings are Artist's Concepts only and may vary slightly from the final product. E&O.E. The home shown may be the reverse of the home purchased. Actual useable floor space may vary from stated area, and square footage has been calculated based on useable living space according to TARION rules and does not include garage or basement areas (unless otherwise stated). More detailed information is set out in the Agreement of Purchase and Sale. Drawings may show optional features which may not be included in the base Purchase Price. Bulkheads and box outs may be required as chases for plumbing and mechanical. Garage man door, if applicable, location may vary subject to grade. In an ongoing review of our homeowner's needs, changes may have been incorporated into our "New Home Features" and construction techniques. All plans and specifications are subject to reasonable modification, as necessary, at the discretion of the Vendor, without notice. © 10/2024



REAR LANE GARAGE  
TOWNHOME  
**The Weston**

EXTERIOR UNIT  
THE REAR SUITE – 1,445 SQ. FT. | 2 BED | 2.5 BATH



**THIRD LEVEL**

All drawings are Artist's Concepts only and may vary slightly from the final product. E&O.E. The home shown may be the reverse of the home purchased. Actual useable floor space may vary from stated area, and square footage has been calculated based on useable living space according to TARION rules and does not include garage or basement areas (unless otherwise stated). More detailed information is set out in the Agreement of Purchase and Sale. Drawings may show optional features which may not be included in the base Purchase Price. Bulkheads and box outs may be required as chases for plumbing and mechanical. Garage man door, if applicable, location may vary subject to grade. In an ongoing review of our homeowner's needs, changes may have been incorporated into our "New Home Features" and construction techniques. All plans and specifications are subject to reasonable modification, as necessary, at the discretion of the Vendor, without notice. © 10/2024