


MetroABQ Newsletter



Albuquerque, Rio Rancho, Corrales, Placitas, Valencia County & the East Mountains

Where In The MetroABQ Are You?




Welcome to the Netherwood Park neighborhood's **Urban Forest Park**
The coolest park you might never find.

Tucked in near the unending ribbons of asphalt & concrete that makes up The Big-I (I-40 & I-25) Interchange, there are a few discrete Greenspaces to discover. One of the least known, and most diverse, is

the Urban Forest Park, which sits alongside the exit ramp for Carlisle Blvd and I-40; though you'd never know. It is a dense forest, accessed by one of two dead-end streets--Lafayette and Notre Dame--in the Netherwood Park/North Campus area. A pack of coyotes is said to intermittantly take refuge there, along with numerous snake spottings, roadrunners, and people looking for daytime shade. [See a map and more photos on the next page.](#)

DIY: Papercrete Block Wall

Uses Newspaper, Lottery Tickets & Phone Books Seriously--lottery tickets and old phone books. The Do-It-Yourself concrete-looking wall to the right reminds me of hundreds-of-years-old concrete walls from upstate NY, built centuries before I was born, and still standing strong. This creative wall may also stand the tests of time. [Scroll to Page 3 for the details.](#)



Chris Lucas

Visit my website at:
www.ChrisLucasABQ.com
jebalucas@yahoo.com
c.505.463.5317
o.505.293.8400



Designated in 1950 as a park in the original plat, the **Urban Forest Park** was threatened in 1976 when a large developer hoped to build houses on the site. Neighbors convinced the developer to donate the land for tax purposes.



On Page 1 you can see the Sandia Mountains and the Radison Hotel and Waterpark in the background. A tree-dense park--seen above and the sign on Page 1--the park has a full, shady canopy, and trails to get sort-of-lost on. To the left is the concrete sound-barrier wall separating Interstate 40 from the Netherwood Park neighborhood.



Big-I Parks East: MetroABQ's small but dense-and-wild **Urban Forest Park**, also called Miracerros Park, is indicated by the 'A' balloon below; there are only two ways to access the park, both from Indian School Blvd. A quarter mile to the west is Netherwood Park, a well-manicured park surrounded by numerous Mid-Century Modern homes. The blue lines indicate a concrete arroyo, but also happens to be the North Diversion Channel Bike Path, mentioned in the [MetroABQ June Issue](#). Across the highway is Balduini Park, a 7-acre park with three baseball fields where many Lobo Little League games are held.



I am fortunate to be listing a wonderful townhome situated nicely between ABQ's **Urban Forest Park** and **Netherwood Park**--an easy walk to either Greenspace. The home is over 2000sqft, with two bedrooms, an office, sunroom and easy-care back courtyard with Sandia Mountain views. Call me for more details or to see the property, by appointment.



Chris Lucas 505.463.5317 www.ChrisLucasABQ.com

DIY Papercrete Wall

I recently attended the [13th Annual US Greenbuilt Tour](#), featuring numerous healthy, green-designed homes and properties. One of the award-winning properties, in the UNM area, incorporated numerous green features into the remodel, including the Papercrete wall on page 1, and shown below. Papercrete is a construction material which consists of re-pulped paper fiber with cement or clay and/or other soil added.

A Papercrete property wall involves very little cost to start. The materials are cheap and widely available--as mentioned, any wood fiber would work--phonebooks & newspapers are numerous and easy to find. The mixture has the appearance and texture of oatmeal and is poured into forms and dried in the sun, much like the process for making adobe. In its natural state, it is a grey, fibrous-looking wall. For a more conventional look, stucco can be applied directly to it. Papercrete's ready moldability provides considerable flexibility in the shape of the design: you can make almost any design--domed ceilings/roofs may be commonly constructed from Papercrete.

Papercrete can be a good insulator. Concrete and wood are not known for their insulating qualities; however, papercrete also provides good insulation. Its R-value is reported to be within 2.0 and 3.0 per inch; papercrete walls are typically 10 to 12 inches thick, which has a total R-value of R-24-36--the value often given to ceilings and walls. Unlike concrete or adobe, papercrete blocks are lightweight, less than a third of the weight of a comparably-sized adobe brick. Papercrete is mold resistant and is beneficial as a sound-proofing material.



Below: Concrete or Papercrete?


These concrete barrier walls are ubiquitous in older communities across the country. With the proper Papercrete forms, made by Do-It-Yourselfers, almost any design can be recreated for modern usages. Plus, the walls are made from recycled materials.



This [Greenbuilt Tour](#) home is located just to the east of the UNM campus. Besides the great Papercrete wall, the owners also employed numerous other greenbuilding techniques. They also fashioned a 2000 gallon backyard water catchment cistern, that collects water from the roof of the home, and the garage roof. The cistern (to the left) and garage walls are both made from tires filled with compacted earth and covered in El Rey Stucco. The owners re-used everything possible during the remodel, including re-using the lathe and plaster from the original 1920's walls!



**Selected Listings
Around the
MetroABQ Area**



[Click On
The
Photos
To View
The
Visual
Tours
For
These
And
Other
Listings](#)

