



<October>

Placitas Photo Spotlight

Marmoleum doesn't spread on toast

Nob Hill Open House




Hummingbird Mansion...

In the world of the Black-chinned Hummingbird--the predominant seasonal hummer in the MetroABQ--the mansion above must imply success. Protected against the elements, attached to a wind chime & under a covered portal, the tiny birds have lived in that nest for about 25 years. Like all homeowners, they remodel & expand their

nest yearly--a perfect refresh for their offspring, which they've had at least ten times since the year 2000. The [high-end nest](#) was a sweet focal point at one of the homes on the tour...

One has to love hummingbirds...They eat thousands of mosquitoes & other annoyances each season; they hover, fly backwards & even upside down, something no other birds can do. They also create dramatic chirping sounds when excited & when fighting--which is often--their wings creating a low drone-buzzing hum as they zoom past.



Black-Chinned (Adobe?) Abode

In the flower gardens of Placitas in September, hummingbirds had quite a presence, dive-bombing each other around our heads & [picking off insects](#) as they chirped around the properties. Above is the backyard home with the legacy hummingbird family; the nest is under the covered portal, with folks gathered around to see it...



Placitas, New Mexico

Annually, in early fall, taking the pilgrimage north to Placitas for the outdoor (architecture & [garden tour](#)) has become a tradition. The rolling northern Sandia Foothills that make up the town are stunning, especially from some of the tour houses perched atop each upcropping.

Above is the view from the back yard of one of the tour houses, looking toward the northern face of the Sandia Mountains. Just below is the northwest view from the home. The next bunch of images are from the same property.







Appreciating houses so much, & given the opportunity, it's difficult not to take a quick photo of the inside entry (with permission..😊).

Bienvenido al Jardín de Viento

Driveway/Island

- Aptenia Cordifolia
- Coreopsis
- Cotoneaster
- Delosperma/Ice Plant
- Desert Mule's Ear
- Globe Cactus
- Kanna Creek Buckwheat
- Sotol
- Tiger Eye Sumac
- Yucca Bright Star

Main Entrance Courtyard

- Blue Mist Spirea
- Columbine – Denver Gold
- Creeping Thyme
- English Lavender
- Greek Germander
- Indian Hawthorn
- Lantana
- Mugo Pine
- Ornamental Pear
- Parry's Agave
- Penstemon – 3 varieties
- Plumbago
- Poker Plant
- Sage – various colors
- Sawara Cypress
- Texas Sage

Mountain View Walkway

- Broom Snakeweed
- Chamisa
- Crimson Oak Spire
- Desert Honeysuckle
- Desert Sage
- Desert Willow
- Desert Zinnia
- Firecracker Plant
- Four-O'Clock
- Gaura
- Hibiscus
- Mexican Sage
- Oleander
- Parry's Agave
- Sage – various colors
- Texas Sage
- Turpentine Bush
- Vinca
- Vitex/Chaste Tree
- Western Sand Cherry
- Yucca (raspberry & yellow)

Mountain View Patio

- Chamisa
- Cholla
- Desert Phlox
- Desert Sage
- Fendler's Bladderpod
- Lantana
- Little Blue Stem Grass
- Muhly Grass
- Orange Rocket Barberry
- Parry's Agave
- Prickly Leaf Dogweed
- Queen Victoria Agave
- Rosemary
- Sage – various colors
- Spineless Prickly Pear
- Turpentine Bush
- Vinca

Putting Green

- Aptenia Cordifolia
- Delosperma/Ice Plant
- Desert Bird of Paradise
- Desert Prairie Zinnia
- Devil's Head Cactus
- Gazania
- Hedgehog Cactus
- Mohave Sage
- Mums – various colors
- Parry's Agave
- Portulaca
- Rose of Sharon
- Sage – various colors
- Scabiosa
- Sedum
- Spotted Agave
- Thistle Cactus
- Yarrow – various colors
- Yellow Yucca
- Yucca Bright Star

Main Patio & Outdoor Kitchen

- Brittle Prickly Pear*
- Catmint
- Chocolate Flower
- Coreopsis
- Delosperma/Ice Plant
- Firestick Pencil Tree
- Gaillardia (AZ Daisy)
- Green Ephedra
- Hen & Chicks Succulents
- Lantana
- Mexican Sage
- Orange Rocket Barberry
- Purple Candle*
- Scabiosa
- Sneed's Foxtail Cactus*
- Spider web cactus
- Whip Grass
- Yucca (pink & dark red)
- *small yellow pot

Herb Garden

- Basil
- Cherry Tomato
- Cilantro
- Creeping Rosemary
- Culinary Sage
- English Lavender
- Mountain Coyote Mint
- Onion/Garlic Onion
- Oregano
- Peppermint
- Red Bell Pepper
- Tarragon

Casita Courtyard/Patio

- Alstroemeria
- Amsonia
- Butterfly Bush
- Centaurea Silver Swirl
- Happy Returns Lily
- Hellebores
- Lady Banks Climbing Rose
- Mum - Copper
- Panchito Manzanita
- Penstemon
- Pillar Cactus
- Portulaca
- Russian Sage (over walls)
- Day Lily – 5 varieties

Mesa View Walkway

- Blue Nolina nelsonii
- Brake Light Hesperaloe
- Butterfly Bush
- Columbine – Denver Gold
- Desert Willow
- Fernbush
- Gaillardia
- Karl Foerster Grass
- Licorice Mint Agastache
- Moonlight Yarrow
- Orange Rocket Barberry
- Prostrate 3 Leaf Sumac
- Sunrise Red Agastache

Stone Hill

- Blue Mist Spirea
- Red Hot Poker (2)
- Four-Wing Saltbush (3)
- Yucca – Desert Dusk Red

Walkway Back to Main Gate

- Alstroemeria
- Blue Atlas Cedar
- Chieftan Manzanita
- Hollyhock
- Maximillion Sunflower
- Mexican Sage
- Moonshine Yarrow
- Sage – various colors
- Western Sand Cherry
- Yucca – pink



From the tour brochure: "Using the design expertise of Judith Phillips for both concept & plant selection," the owners created eleven different garden areas, outlined above.



Judith Phillips

If you spend much time exploring properties in the North Valley, Corrales & Placitas, you've probably heard of Judith Phillips, but her work is also evident all over the MetroABQ. The pre-eminent Southwest plants & design expert, Phillips is also the main landscape designer for [Los Poblanos](#) Inn & Organic Farm, along Rio Grande Blvd.

From her website, above, [Design Oasis: Ecologically Inspired Southwest Gardens](#):
Native plants have always been the heart & soul of my designs but extraordinary gardens are much more than collections of plants. Plants reduce urban heating, increase carbon sequestration & support wildlife. Climate change has increased the value of well-adapted plants in landscapes.

I've been a fan of hers for decades; hearing her give a talk is a memorable event. Being able to immerse yourself into one of the gardens she designed is also a treat. The Placitas Garden Tour provided that opportunity, as at least two of the properties have used her services.

At "Blooming Sanctuary," another tour garden, "Phillips created a spring-fall blooming, low-water use landscape, complete with Rock Labyrinth," seen below.



Sharing space with the Labyrinth on the almost two acre property is a Medicine Wheel, above. To many Native cultures, the [Medicine Wheel](#) serves as a holistic guide for spiritual, emotional, physical & intellectual balance, with animal spirits representing qualities associated with each section/direction. Often the animal

representing each of the four directions is a Bear, Buffalo, Coyote or Eagle, all of which actually do live in or around Placitas...



At the tour property with the multi-generational hummingbird habitat, other things have also been thriving over the last 25+ years--notice the wisteria tendrils that have wrapped around the porch steps, above. Below is the whole plant, which created a shaded canopy going up the stairs.

Once you've traversed up those stairs, your prize is the amazing mountain views, over the top of the discreet photovoltaic (pv) solar panels.





Know someone who would enjoy this Newsletter?

Feel free to pass it along to friends.

Or with their permission, send a note to jebalucas@gmail.com,
& they will be added to the [MetroABQ mailing list](#).



New Mexico's Enchanted Xeriscape Guide



Placitas Garden Gifts

The Placitas Garden Tour provided a few gifts along the way. Linked above is where you can find a great guide for Xeriscaping your property, which was handed out with the tickets. The image above is more conversation fodder to use for those who like to denounce the term as "Zeroscaping."

The pamphlet file was too large to upload, so this [landscaping in the Southwest](#) link takes you to the page. Another great little document--the [Southwest Enchanted Xeriscape](#) info sheet--might be a bit easier to digest (& download).

Small Seed Balls packages were also available at the tour homes. With just a little effort planting & watering, the seed balls could grow to become the wild-flowering scene in the image below.






Above is a final scene from one of the properties on display. The Placitas Garden Tour takes place during only one day in September; now might be a good time to pencil it in...



Where is this?

It looks like an aerial view of the craggy peak of Oyster Mountain, with an obvious trail on the top that wends down the mountain on two sides.

Instead, it's a small section of Oyster Mountain tile, one of the 40+ non-toxic Marmoleum 'cinch-loc' floor-covering designs. It adds a cool accent to my laundry room floor...



What is Marmoleum?

Visualize a tranquil azure sea floor, from your office swivel chair. In this case, above, it's the Hobby Room floor, a modern Marmoleum flooring refresh, one part of [Max Flatow's 75 year old residence](#).

Marmoleum is a natural, sustainable & durable flooring made from 98% natural raw materials. It holds up to heavy foot traffic of all types, is colorful, completely non-toxic, anti-microbial, anti-static & repairable.

The azure flooring above is one Marmoleum color of over a hundred, that comes on a roll & is glued down. Another Marmoleum flooring type is their 'cinch-loc,' seen directly below. Each can be used for different purposes & effect.

I learned a lot about Linoleum from the most excellent video by Pamela H Simpson, called "[Linoleum is cool, actually](#)." I realize floor coverings might not be an exciting

topic; however, the video was entertaining & helpful--[Pamela H Simpson](#) really does make it interesting, actually...



Marmoleum sounds like something one might spread on toast...

Unfortunately it's not good for you in that way. But it is a great remodeling tool if you appreciate that Marmoleum is a completely sustainable, environmentally respectable flooring, that absorbs CO₂ instead of releasing it.

It's made from organic materials: linseed oil, flax seed, limestone, tree rosins, recycled wood pulp, cork flour, natural pigments & jute. Marmoleum continues to harden with age & can last upwards of 40+ years, when cleaned & treated as recommended.

The Marmoleum Cinch Loc is a "click" style--the colors & styles shown above--which is a glue-free process where the Marmoleum panels simply click together using a tongue & groove locking system, essentially laying it, then walking it, due to the secure connection provided by the locking mechanism. It's easy to install, simply by aligning the tongues & grooves, & pressing them together to lock in place.




Colors create a mood...

Above the rolled Marmoleum again adds a splash of color, & creates a mood, to an otherwise non-focal-point room, the pantry, in the famed [Flatow House](#).

More info? [Green Building Supply](#) is the go-to spot for environmentally-friendly information. It has a large section on Marmoleum & knows it well.

Below is a wonderfully unique cinch-loc Marmoleum kitchen floor. The

owners/designers used four different Marmoleum tiles to create the random pattern. It was recently installed in a 125+ year-old Victorian residence, gracing Downtown's Fourth Ward Historic District. It's also proof that you're never too old for a colorful refresh...





Welcome to Fall in Nob Hill


The weather's always interesting, & awesome residences are still being held open.

Open House:

Join your neighbors & future friends at a unique Mediterranean-style home in the historic Monte Vista (Triangle) neighborhood.

320 Amherst Drive NE

This Saturday from 12-2pm.



Scan for more information. See you there!



Three bedrooms
two baths
large basement storage
two-car garage



Thank you for making it this far...



For the MetroABQ Article Archive, scan or click:

[Medium.com/@MetroABQ](https://medium.com/@MetroABQ)

For MetroABQ Newsletter Archive:
Chrislucasabq.com/newsletter-archive



I am a dedicated seven-days-a-week real estate professional, representing clients for over 17 years--
I love this city!

I continuously seek out the hidden gems at any price-point for my Buyers, & am a tireless promoter for all of my Sellers' listings. I love talking real estate.

Chris Lucas

Owner/Broker

505.463.5317

ChrisLucasABQ.com
jebalucas@gmail.com



Unless otherwise indicated,
all photos were taken by [Rob Thalmann Photography](#) or Chris Lucas.

Copyright © 2018-25 SubrekABQ, LLC. All rights reserved.

Mailing address:

Chris Lucas Real Estate

PO Box 40081

Albuquerque, NM 87196

To reach Chris, call or text: 505.463.5317

Want to change how you receive these emails?

You can [update your preferences](#) or [unsubscribe from this list](#).

 Website

 Email

 Medium