

# MetroABQ Real Estate Newsletter

Including Rio Rancho, Corrales, Placitas, Atrisco Valley, Los Lunas & the East Mountains.

<<September Equinoxish>>

**The Camino de Sueños**  
**Giant Slabs of Uncut Granite**  
**Mysterious Inner Worlds at UNM**



## **Cultural Corridors**

On what some may call a lonely strip of interstate highway (not me), just 20 scenic miles south of Socorro, NM, stands a solitary, surreal sculpture. The ~30-foot-tall steel & laminated glass artwork can be seen from miles away, dramatically increasing in size as you approach.

Called *Camino de Sueños* & installed in 2005, the monumental work is a Cultural Corridors public art project, installed along [El Camino Real de Tierra Adentro](#) Scenic Byway, "The Royal Road of the Interior Land," Scenic Byway. Installed in 2005 & seemingly in the middle of nowhere, it's surrounded by fields of desert grasses &

cacti, & spiny mesquite bushes.

The artist, Greg Reiche, wrote: *"Though we travel the world over to find the beautiful, we must carry it with us or we find it not."* Ralph Waldo Emerson (The text above is incorporated within this monumental work & is only visible if one exits their car & walks through the piece itself.)

And: *"I felt it was important to entice viewers into the physical environment so that they might get a sense of the sights, smells, beauty & challenges of the native desert environment. Removed from the air conditioned comfort of ones vehicle, & walking through the artwork, you can get a sense of the challenges faced by earlier travelers along the road. Standing within the piece itself, & looking up, you are engulfed in the column of blue light expanding upward into the infinite space of the azure blue desert sky."*

Above: In the foreground is the Camino de Sueños sculpture from about 50 feet away; I'm facing southeast. The [Fra Cristobals](#), a 21-mile-long mountain range abutting Elephant Butte Lake sits in the background, only about 40 miles more to go...

Cool place. The trick is getting there...





it...Here's why:

Re-read the artist's statement above, about being "removed from the air conditioned comfort of ones vehicle." The sculpture was purposely installed about a quarter of a mile east from an Interstate 25 rest-stop. The catch is: there is no quick way to drive from one to the other; the roads do not connect at the rest area. See the map above.

If it's imperative that you drive, the best way to the monument from the rest area is a three mile round-trip drive heading north to the next exit, then south on Route 1 to the art installation.

Coming from the south to the desert sculpture, take the exit before the sculpture & enjoy the fantastically scenic route up Route 1, which zigs & zags along both sides of the interstate. Note that to reach that rest area, you must be on the correct side of the highway, driving north up I-25...

Or, while parked at the rest area, you can easily walk to the sculpture, as the artist intended.

It's a great, imposing creation, well worth the walk. Also, fab views from the sculpture facing north, toward the [Bosque del Apache](#) Wildlife Refuge; & south, toward the Fra Cristobal mountains adjacent to Elephant Butte Lake.

Below is the sculpture facing toward the Fort Craig Rest Area...





Touring a Granite Warehouse Showroom...  
Ever been? It's an adventure.

I went to [Arizona Tile](#), "Albuquerque's premier Slab Warehouse," to tour the showroom & learn about all sorts of countertop options; granite was the general focus. Lots of descriptors are used in solid surface jargon, such as Acid Wash, Cleft Finish & Lippage...

This is not about any of those...

This is about being surrounded by monstrous, colorful & quixotic slabs of granite, & taking pictures.

Above are two show-stopper slabs of granite that adorn the entrance to Arizona Tile.




Above. I call this attractive slab Winter Sandstorm (not its real name).  
It's so polished, you can see my reflection in it...



## Flags & Slabs


There are different grades & textures of granite cut from quarries all over the world. The image above shows flags from the different contributing nations. Tags on each slab, below, also tell you the individual country of origin.

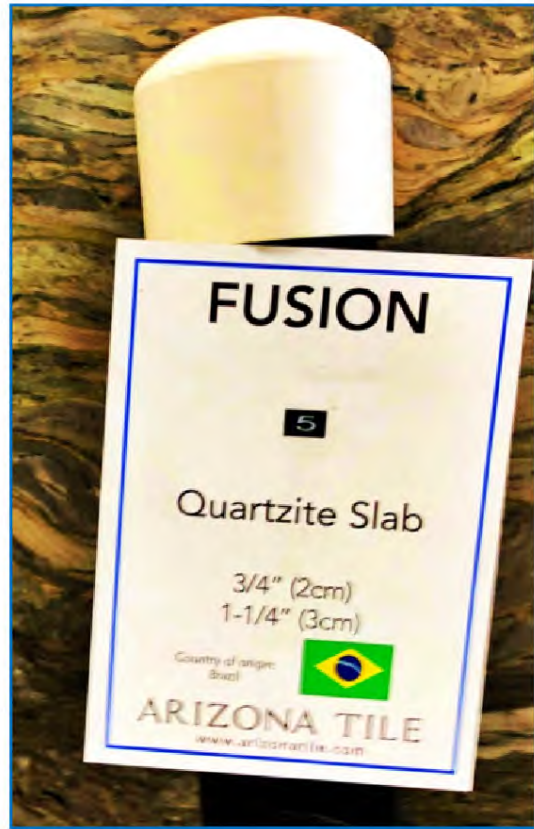




Above are three solid surface stones from the Arizona Tile collection which, if framed, might each make great landscape wall-hangings. Smooth all of them, I call them Rough Ocean, Mars Lava Flow & Sedimentary Gumbo (not their real names). You can probably imagine why...

Below are four more granite & quartzite slabs that look extremely textured but are actually smooth to the touch.





### Creative naming

I appreciate the names given to different stone slabs. Sometimes they fit; others not so.

Above: Azul Fantasy & Fusion are perfect names for those slabs, one of which is granite & the other quartzite.

It reminds me of how a friend names irises he grows in the Santa Fe foothills.

Each year they throw an Iris Coming-Out Party to show off the newest beauties. [Ricochet Romance](#), a popular flower with the American Iris Society, is a perennial favorite.

To break up the rocky content a bit, I'm including a flyer from the Iris Garden Party, just below, held each May. I believe the famous Ricochet Romance Iris are the orange & pink ladies in the middle at the bottom...

# *J. Paul Hill Iris Gardens.*

I



Once again it is time for the Tall Bearded Iris to bloom! We are excited to invite all our friends and neighbors to join us on Sunday May 22nd between the hours of 2-6 PM for viewing and celebrating! Please come and share the bloom with us. (Hopefully it doesn't hail like it did last year)!





## Mysterious Inner Worlds

The University of New Mexico Art Museum provides free admission & has some pretty fantastic exhibits. One that ended recently was called Mysterious Inner Worlds, a solo exhibition featuring Anila Quayyum Agha. Very fortunately, I was able to see it before the show moved on...

One of her large-scale images is above, & two pieces from the exhibition are below.

About the artist: *Agha combines forms from Islamic architecture with her own concepts about patterns of sacred & worldly spaces. Her work ranges in scale from monumental installations to intricate embroidered drawings. She is inspired by her personal experiences as a woman & an immigrant from Pakistan, arriving in the US just before September 2001, as well as her concerns about the environment.*

Thx for getting this far. See you next month.

---





---

---

[www.ChrisLucasABQ.com](http://www.ChrisLucasABQ.com)

[My Listings](#)

[3-D Walking Tours](#)

[Live Open Houses](#)

[Property Searches](#)

[Historic Neighborhoods Maps](#)

[MetroABQ Homes-For-Sale Map](#)

[Little Free Libraries Map](#)

[Buyer Tools/Seller Tools](#)

[Twice-Weekly Blog Posts](#)

[Newsletter Archive](#)



I am a dedicated seven-days-a-week real estate professional, in **the top 5% of MetroABQ Realtors**—I love this city!

I continually seek out the hidden gems in all areas for my **Buyers**, & I am a tireless promoter for all of my **Sellers'** listings.  
I love talking about real estate...

## Chris Lucas

Owner/Broker

505.463.5317

[Chris@chrislucasabq.com](mailto:Chris@chrislucasabq.com)

[ChrisLucasABQ.com](http://ChrisLucasABQ.com)

[NobHillNeighborhoods.com](http://NobHillNeighborhoods.com)

**My 3-D Virtual Tours**



Unless otherwise indicated,  
all photos are by [Rob Thalmann Photography](#) or Chris Lucas.

*Copyright © 2018-22 SubrekABQ, LLC. All rights reserved.*

**Mailing address:**

PO Box 40081

Albuquerque, NM 87196

To reach Chris, call or text: 505.463.5317

Want to change how you receive these emails?

You can [update your preferences](#) or [unsubscribe from this list](#).



Facebook



Website



Email